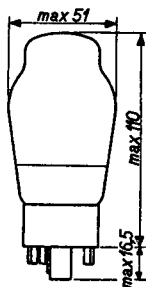
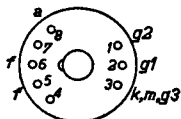
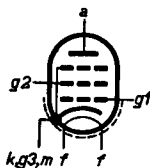


OUTPUT PENTODE
 PENTHODE DE SORTIE
 ENDPENTHODE

Heating: indirect by A.C.;
 parallel supply
 Chauffage: indirect par C.A.;
 alimentation en pa-
 rallèle
 Heizung: indirekt durch
 Wechselstrom;
 Parallelspeisung

$V_f = 6,3 \text{ V}$
 $I_f = 1,2 \text{ A}$

Dimensions in mm
 Dimensions en mm
 Abmessungen in mm



Capacities
 Capacités
 Kapazitäten

$C_{ag1} < 0,7 \text{ pF}$

Operating characteristics class A
 Caractéristiques d'utilisation classe A
 Betriebsdaten Klasse A

Va	=	250 V
Vg2	=	250 V
Vg1	=	-7 V
Rk	=	90 Ω
Ia	=	72 mA
Ig2	=	8 mA
S	=	15 mA/V
Ri	=	25 kΩ
Ra	=	3,5 kΩ
μ_{g2g1}	=	18
Wo ($d_{tot} = 10\%$)	=	8 W
Vi ($d_{tot} = 10\%$)	=	4,5 V
Vi ($W_o = 50 \text{ mW}$)	=	0,3 V

Operating characteristics classe AB
 Caractéristiques d'utilisation classe AB
 Betriebsdaten Klasse AB

Va	=	250	V
Vg2	=	250	V
Rk	=	90	Ω
Raa	=	5	kΩ
Vi	=	0 ————— 7,3	V _{eff}
Ia	=	2x45 2x53	mA
Ig2	=	2x5,1 2x8,5	mA
Wo	=	0 14,5	W
d_{tot}	=	- 2,2	%

Limiting values
 Caractéristiques limites
 Grenzdaten

Va _o	=max.	550 V	Wg2 (Vi = 0 V)	=max.	2,5 W
Va	=max.	250 V	Wg2 (Wo = max.)	=max.	5 W
Wa	=max.	18 W	Vg1 (Ig1 = +0,3 μA)	=max.	-1,3 V
Vg2 _o	=max.	550 V	Rg1	=max.	1 MΩ
Vg2	=max.	275 V	Rfk	=max.	5 kΩ
Ik	=max.	90 mA	Vfk	=max.	50 V

PHILIPS



*Electronic
Tube*

HANDBOOK

page	EL12 sheet	date
1	1	1948.09.16
2	2	1948.09.16
3	FP	1999.07.04